



■ **Features:**

- Universal AC input/ Full range
- Built-in active PFC function, PF>0.95
- High Efficiency, and High reliability
- Output protections: OLP/OVP/SCP
- All using 105°C long life electrolytic capacitors.
- 100% full load burn-in test
- 3 years warranty

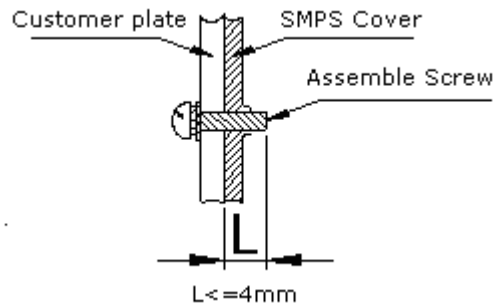
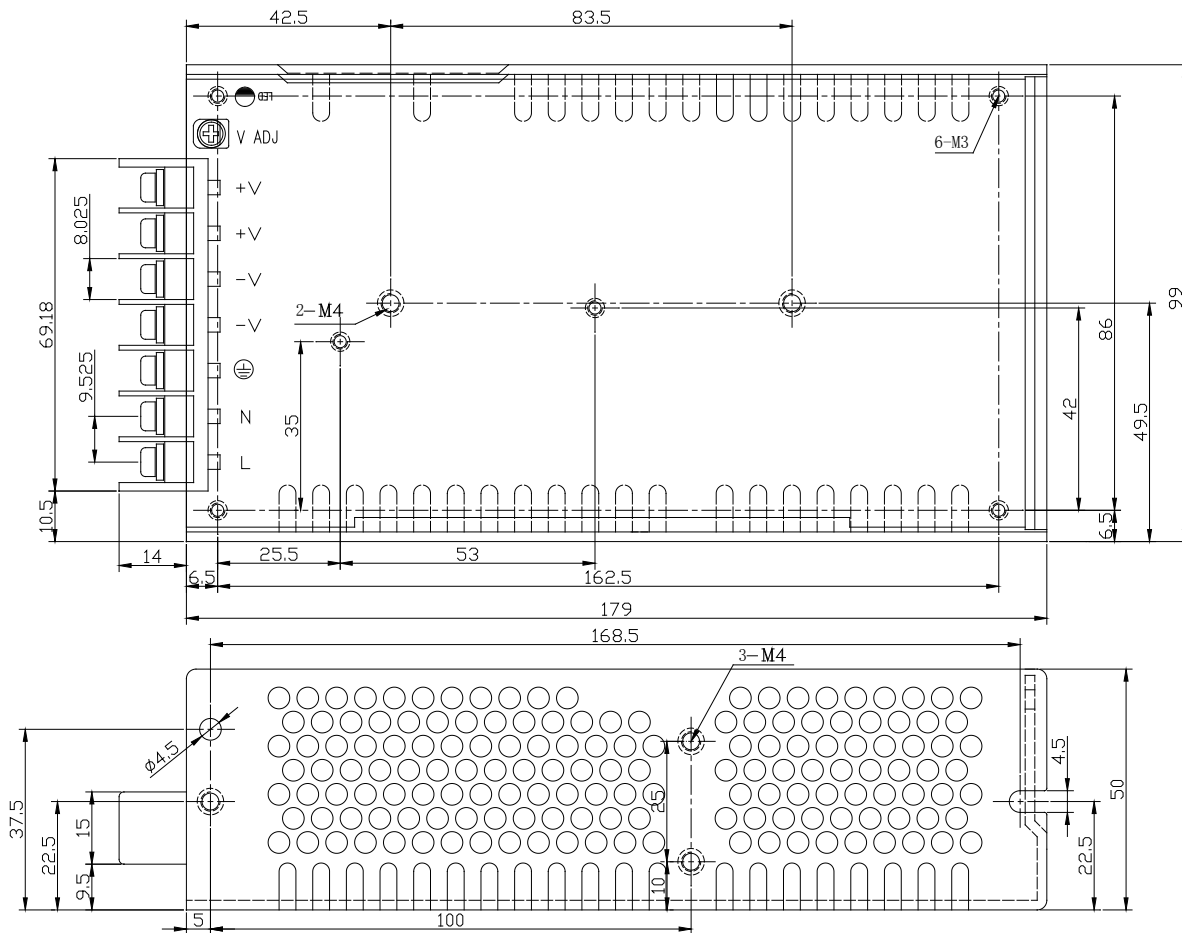


SPECIFICATION

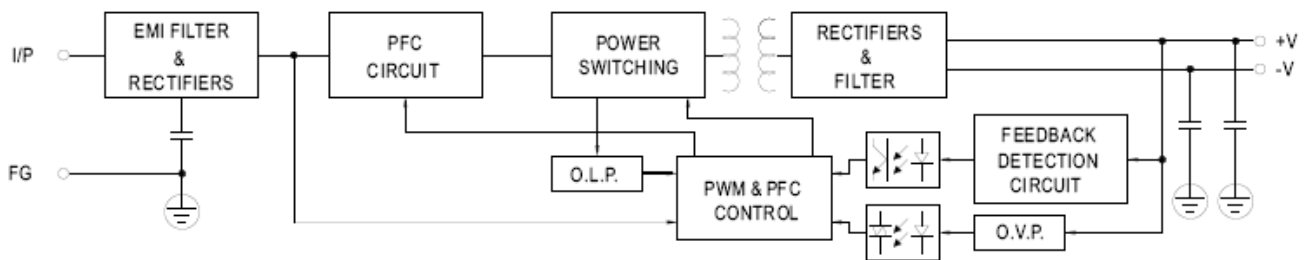
MODEL		MFPDF-150-5	MFPDF-150-12	MFPDF-15	MFPDF-150-24	MFPDF-150-36	MFPDF-150-48	
OUTPUT	DC Output	5.0V	12V	15V	24V	36V	48V	
	Rated Current	30A	12.5A	10.0A	6.3A	4.1A	3.2A	
	Current Range	0-30A	0-12.5A	0-10A	0-6.3A	0-4.1A	0-3.2A	
	Ripple and Noise <small>Note 2</small>	<100mV	<100mV	<100mV	<150mV	<240mV	<240mV	
	Voltage ADJ. Range	4.3V-5.6V	10.6V-13.5V	12.7V-17.0	22.1V-26.7V	33V-40V	44V-52V	
	Voltage Accuracy	±2.0%	±1.0%	±1.0%	±1.0%	±1.0%	±1.0%	
	Line Regulation	±0.5%	±0.5%	±0.5%	±0.5%	±0.5%	±0.5%	
	Load Regulation	±1.0%	±1.0%	±1.0%	±1.0%	±1.0%	±1.0%	
	Set-up Time	<2.0S (115Vac input, Full load); <1.0S (230Vac input, Full load)						
	Hold up Time	>20mS(115Vac/230Vac input, Full load)						
	Temperature Coefficient	±0.03%/°C						
	Overshoot and Undershoot	<5.0%						
INPUT	Voltage Range	85Vac~264Vac,120Vdc~370Vdc						
	Frequency Range	47Hz~63Hz						
	Power Factor(Typical)	PF>0.98@115VAC PF>0.95@230VAC						
	Efficiency (Typical)	115Vac input	80%	83%	83%	84%	83%	84%
		230Vac input	82%	86%	86%	86%	86%	87%
	AC Current (max.)	2.0A						
	Inrush Current (Typical)	<30A@115Vac;< 60A@230Vac Cold start						
Leakage Current	Input—output:<0.25mA Input—PG:<3.5mA							
PROTECTION	Over Load	105%~150% of rated output current, hiccup mode, auto recovery						
	Over Voltage	110%~150% of rated output voltage, shut dow						
	Short Circuit	Long-term mode, auto recovery						
ENVIRONMENT	Operating amb. Temp. & Hum.	-10°C~60°C; 20%~90%RH No condensing;(refer to the derating curve)						
	Storage Temp. & Hum.	-20°C~85°C; 10%~95%RH No condensing						
SAFETY & EMC (Note3)	Safety Standards	UL60950-1; EN60950-1: 2006						
	Withstand Voltage	Primary-Secondary:3.0KVac;≤10mA.Primary-PG:1.5KVac;≤10mA. Secondary-PG:0.5KVDC;≤10mA.						
	Isolation Resistance	≥100M ohms						
	EMI Conduction&Radiation	Compliance to EN55022 ClassB						
	Harmonic Current	Compliance to EN61000-3-2,17625.1-2003						
	EMS Immunity	Compliance to EN61000-4-2,3,4,5,6,8,11;ENV50204,light industry level,criteriaA						
OTHERS	MTBF (MIL-HDBK-217F)	More than 200,000Hrs (25°C, Full load)						
	Dimension (L*W*H)	194×99×50mm						
	Packing	10PCS/CTN. G.W:8.30kgs 0.04CBM						
	Cooling method	Cooling by free air convection						
NOTE	1. All parameters NOT specially mentioned are measured at 230VAC input, rated load and 25°C of ambient temperature. 2. Measured at 20MHz of bandwidth by using a 12" twisted pair-wire terminated with a 0.1 uF & 47uF parallel capacitor. 3. The SPS is considered a component which will be installed into final equipment. The equipment must be re-confirmed that it still meets EMC directives.							

Mechanical Specification

Unit: mm



Block Diagram



■ **Derating Curve**

